




**PROGRESS
ARCHITECTURE**

PROFRAME-C

Mounting system for facades and wall claddings
from woven mesh



**Bespoke
design**



**Sun
shading**



**Spatial
effect**



**Privacy
& view protection**



**Free
ventilation**



**Building
redevelopment**



**Indoor
& outdoor**



**Durability
& resistance**




**Low
maintenance**



Eco-friendly

PROFRAME-C

WOVEN MESH TENSIONING SYSTEM



DESCRIPTION

The "C" variant of the PROFRAME system is designed for the installation of facades and wall claddings made from woven mesh. The mesh is formatted by cutting, then welded around the perimeter inside a special frame, which remains visible. The assembled panels form a uniform surface with clear divisions.

APPLICATIONS

Metal facades
Wall claddings
Wall partitions
Roof equipment covers
Fences
Balustrades and railings

TECHNICAL PARAMETERS

Max. panel width:	1 000 mm
Max. panel length:	3 000 mm*
Infill type:	woven cable mesh woven wire mesh
Infill material:	depends on the selected mesh model
Frame:	stainless steel aluminium
Mesh fixing edge finishing:	Satin finish (standard option), painted (additional option)



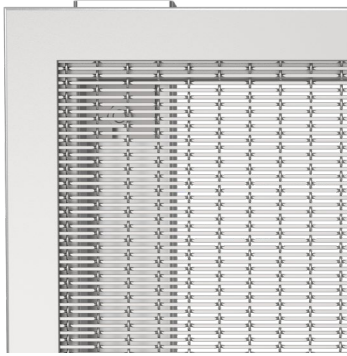
* The dimension depends on the selected model of the mesh.

MORE INFORMATIONS

Panels ready for installation.

PROFRAME-C

WOVEN MESH TENSIONING SYSTEM



Frame
made of
steel profiles

Infill
steel woven mesh

Fixing
made of
metal sheet

RECOMMENDED MESH MODELS

WOVEN WIRE MESH

AQUARIUS P10020

ARIES OL P01415

ORION P17030

EGIDA P14035

LEO P06030

VIRGO P07020



FOLLOW US

